

NOTARISBAROMETER

VASTGOED

WWW.NOTARIS.BE

T3 2020

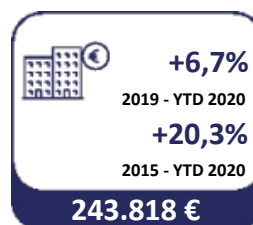
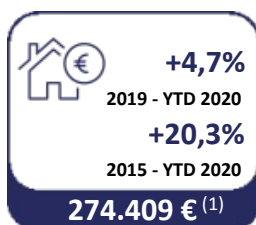
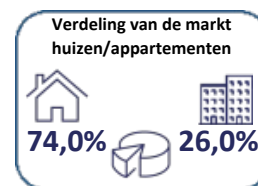
Barometer 46

Na een zwak 2de trimester, met een sterke daling van het aantal vastgoedtransacties, bloeide de Belgische vastgoedmarkt in de afgelopen drie maanden weer op. Toch zit de vastgoedmarkt nog niet op het niveau van vorig jaar: in de periode van 1 januari tot en met 30 september 2020 waren er in ons land -3,5% minder transacties in vergelijking met dezelfde periode in 2019.

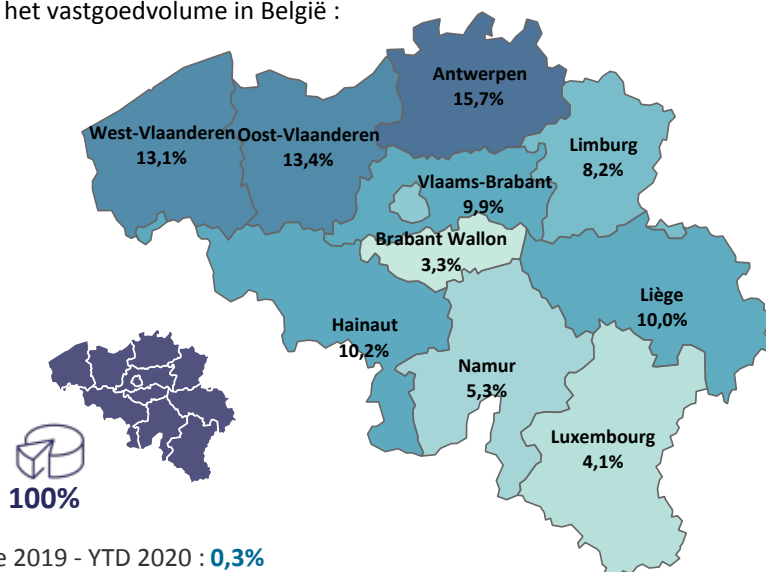
De heropleving van de vastgoedmarkt leidde tot prijsstijgingen. Zo klokte de gemiddelde prijs van een woonhuis in ons land na de eerste 9 maanden van 2020 af op 274.409 euro (+4,7% in vergelijking met het jaargemiddelde van 2019).

De gemiddelde prijs van een appartement bedroeg 243.818 euro (+6,7%).

België



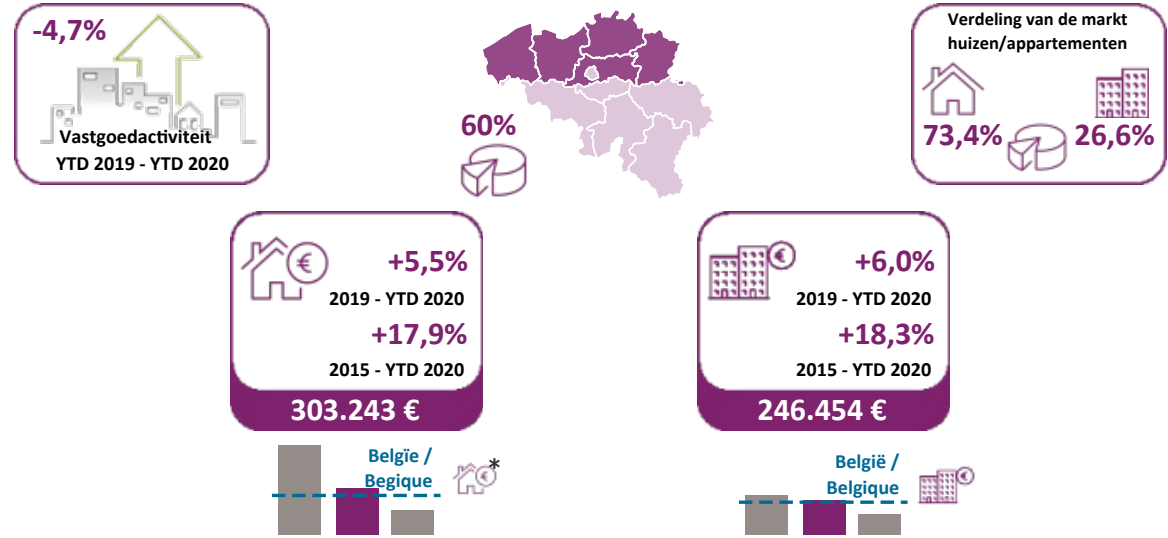
Verdeling van het vastgoedvolume in België :




Inflatie 2019 - YTD 2020 : **0,3%**
Inflatie 2015 - YTD 2020 : **8,1%**

(1) De barometer houdt geen rekening met luxe villa's en opbrengsteneigdommen.


Vlaanderen



Brussel

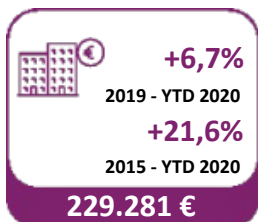
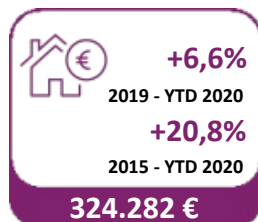
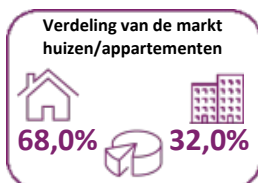
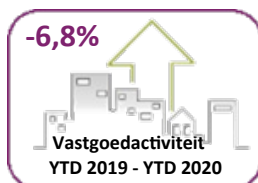


Wallonië

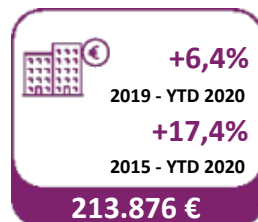
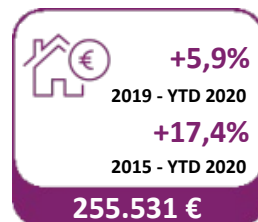
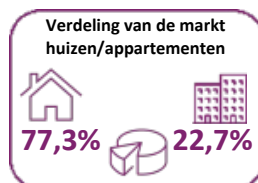
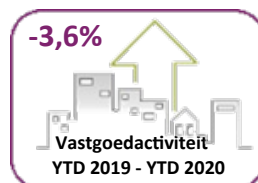


Vlaamse provincies

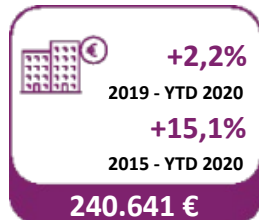

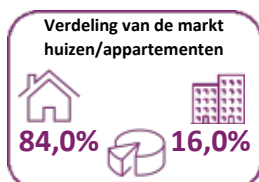
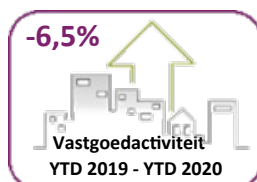
Antwerpen



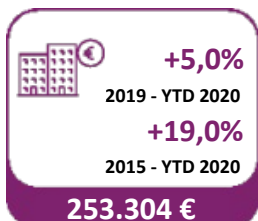
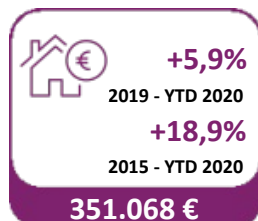
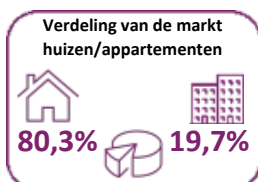
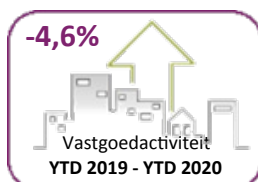
Limburg



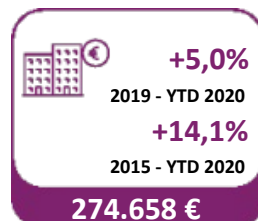

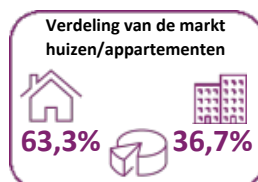
Oost-Vlaanderen



Vlaams-Brabant

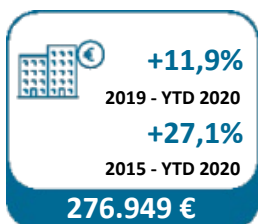

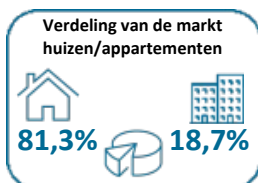
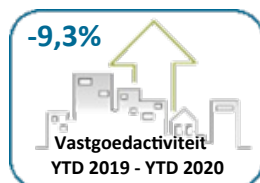


West-Vlaanderen

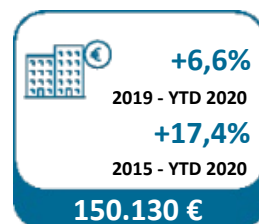
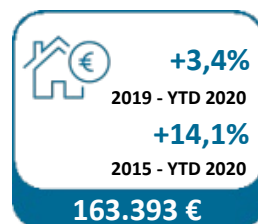
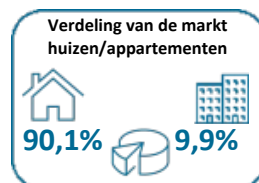


Waalse provincies



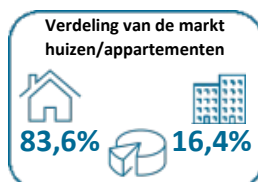

Waals-Brabant




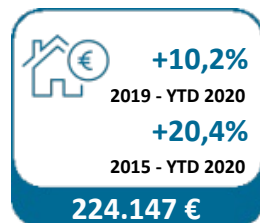
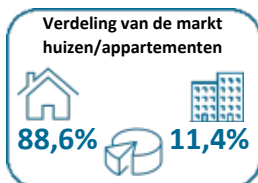
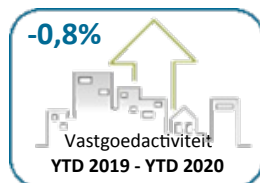
Henegouwen



Luik



Luxemburg



Namen

